

City of Providence
STATE OF RHODE ISLAND AND PROVIDENCE PLANTATIONS

CHAPTER 2012-30

No. 336

AN ORDINANCE IN AMENDMENT OF CHAPTER 2011-25, NO. 415, APPROVED JULY 18, 2011, OF THE ORDINANCES OF THE CITY OF PROVIDENCE MAKING AN APPROPRIATION OF SIX HUNDRED AND THIRTEEN MILLION EIGHT HUNDRED AND THIRTY THREE THOUSAND NINE HUNDRED AND FORTY-ONE DOLLARS AND NO CENTS (\$613,833,941.00) FOR THE FISCAL YEAR ENDING JUNE 30, 2012, AS AMENDED.

Approved June 12, 2012

Be it ordained by the City of Providence:

WHEREAS, the receipts for the fiscal year ending June 30, 2013, have been estimated to amount to SIX HUNDRED AND FORTY TWO MILLION AND TEN THOUSAND AND ONE HUNDRED EIGHTY NINE DOLLARS AND NO CENTS (\$642,010,189.00) made up as follows:

SUMMARY REVENUE ACCOUNTS

REVENUES

| | |
|--------------------------------|-----------------|
| 41000: TAX REVENUES | (316,910,510) |
| 42000: FED&STATE REV & REIMB. | (66,502,569) |
| 42100: FEDERAL GRANTS | (2,072,335.00) |
| 43000: DEPARTMENTAL REVENUE | (14,585,734) |
| 44000: FINES & FORFEITURES | (8,467,632) |
| 45100: INTEREST INCOME | (5,525,000) |
| 45200: RENTAL INCOME | (20,000) |
| 47000: WATER SALES | (375,000) |
| 48200: OTHER REVENUES | (15,962,137) |
| 49000: TRANSFERS FROM FUNDS | (6,400,000) |
| Medicaid Reimbursement | (4,250,000) |
| State Aid to Education | (197,844,345) |
| Tuition | (585,000) |
| IT Service Payment From School | (1,009,927) |
| Indirect Cost from School | (1,500,000) |
| Total | (\$642,010,189) |

NOW, THEREFORE, BE IT ORDAINED BY THE CITY OF PROVIDENCE:

Section 1. To defray the expenses of the City of Providence for the fiscal year ending June 30, 2013, the sums of money or so much thereof, as are authorized by law, indicated in the accompanying schedule, are hereby appropriated for the objects and purposes, and in amounts expressed therein provided that payments there under shall be subject to the provisions of the Home Rule Charter of 1980, validated by the General Assembly of the State of Rhode Island at its January Session, A.D., 1981, and approved November 4, 1980, and subject to the provisions of the City Ordinances relative to the expenditures of money from the City Treasury. Fiscal Assistance to State and Local Governments rules and regulations shall govern the portion of this Budget so designated.

Section 2. The payments to the School Fund of the following estimated receipts included in the appropriation of \$329,075,956.00 for the support of Public Schools for the City of Providence fiscal year ending June 30, 2013, will be increased or decreased to conform with the actual amounts received from such sources during the City of Providence fiscal year 2013.

Grants-in Aid (RI & Federal)

| | |
|--------------------------------|--------------------|
| Indirect Cost Reimbursement | 1,500,000.00 |
| Federal Through RI (Medicaid) | 4,250,000.00 |
| State Aid to Education | 197,844,345 |
| General Departments - Tuitions | 585,000.00 |
| City Appropriation | 124,896,611.00 |
| Total | <u>329,075,956</u> |

Section 3. Any transfer to the General Fund from Expendable Trust Funds shall be restricted to and deemed to be utilized for the reduction of debt obligations of the City of Providence, as provided for in Section 808 of the Home Rule Charter.

Section 4. The provisions included in this ordinance supersede any prior ordinances or any provisions thereof.

Section 5. Notwithstanding the provisions of Section 17-185 and Section 17-186 of the Code of Ordinances, the amount of \$ 44,008,089 is hereby appropriated to the Pension Accumulation Fund, reflecting a 27-year amortization of the pension liability.

Section 6. No payments can be made from the general fund to employees that were originally hired under non-local source funds without prior approval from the City Council through an Ordinance.

Section 7. For purposes of this ordinance, the provision for the restoration of the Rainy Day Fund shall be one (1%) percent of the municipal budget only, including the school appropriation, not the entire city budget.

Section 8. This ordinance shall take effect upon passage.

SUMMARY OF CITY BUDGET EXPENSES for FISCAL YEAR 2013

| MAYORAL OFFICES (FY-2013 Budget) | |
|--|-------------------------|
| Acct-Unit 101-101: Mayor's Office | |
| Employee Benefits | 643,571 |
| Salaries | 1,635,373 |
| Services | 176,400 |
| Supplies | 10,800 |
| Acct-Unit 101-101 (Mayor's Office) TOTAL: | 2,466,144 |
| Acct-Unit 101-104: City Sergeant | |
| Employee Benefits | 24,140 |
| Salaries | 40,947 |
| Services | 0 |
| Acct-Unit 101-104 (City Sergeant) TOTAL: | 65,087 |
| MAYORAL OFFICES TOTAL: | <u>2,531,232</u> |

LAW DEPARTMENT / CITY SOLICITOR (FY-2013 Budget)

Acct-Unit 101-105: Law Department

| | |
|-------------------|-----------|
| Employee Benefits | 610,175 |
| Salaries | 1,591,113 |
| Services | 1,169,500 |
| Supplies | 32,500 |

| | |
|--|------------------|
| Acct-Unit 101-105 (Law Department) TOTAL: | 3,403,288 |
|--|------------------|

| | |
|---|------------------|
| LAW DEPARTMENT / CITY SOLICITOR TOTAL: | 3,403,288 |
|---|------------------|

FINANCE DEPARTMENTS (FY-2013 Budget)

Acct-Unit 101-201: Finance

| | |
|-------------------|---------|
| Employee Benefits | 138,712 |
| Salaries | 355,689 |
| Services | 29,010 |
| Supplies | 1,000 |

| | |
|---|----------------|
| Acct-Unit 101-201 (Finance) TOTAL: | 524,411 |
|---|----------------|

Acct-Unit 101-202: City Controller

| | |
|-------------------|---------|
| Employee Benefits | 369,198 |
| Salaries | 749,045 |
| Services | 8,900 |
| Supplies | 6,000 |

| | |
|---|------------------|
| Acct-Unit 101-202 (City Controller) TOTAL: | 1,133,143 |
|---|------------------|

Acct-Unit 101-203: Retirement Office

| | |
|-------------------|---------|
| Employee Benefits | 112,869 |
| Salaries | 210,462 |
| Services | 14,430 |
| Supplies | 4,000 |

| | |
|---|----------------|
| Acct-Unit 101-203 (Retirement Office) TOTAL: | 341,761 |
|---|----------------|

Acct-Unit 101-205: City Collector

| | |
|-------------------|---------|
| Employee Benefits | 373,567 |
| Salaries | 689,062 |
| Services | 846,740 |
| Supplies | 4,992 |

| | |
|--|------------------|
| Acct-Unit 101-205 (City Collector) TOTAL: | 1,914,361 |
|--|------------------|

Acct-Unit 101-207: City Tax Assessor

| | |
|-------------------|---------|
| Employee Benefits | 467,172 |
| Salaries | 876,453 |
| Services | 721,500 |
| Supplies | 5,000 |

| | |
|---|------------------|
| Acct-Unit 101-207 (City Tax Assessor) TOTAL: | 2,070,125 |
|---|------------------|

Acct-Unit 101-208: Board of Tax Assessment & ReviewPage 4

| | |
|--|---------------|
| Employee Benefits | 1,224 |
| Salaries | 16,000 |
| Services | 0 |
| Acct-Unit 101-208 (Board of Tax Assessment & Review) TOTAL: | 17,224 |

Acct-Unit 101-901: Recorder of Deeds

| | |
|---|----------------|
| Employee Benefits | 161,343 |
| Salaries | 233,272 |
| Services | 113,018 |
| Supplies | 2,500 |
| Acct-Unit 101-901 (Recorder of Deeds) TOTAL: | 510,133 |

FINANCE DEPARTMENTS TOTAL: 6,511,158

INFORMATION TECHNOLOGY (FY-2013 Budget)

Acct-Unit 101-204: Data Processing

| | |
|---|------------------|
| Employee Benefits | 367,641 |
| Salaries | 819,000 |
| Services | 1,373,350 |
| Supplies | 75,000 |
| Acct-Unit 101-204 (Data Processing) TOTAL: | 2,634,991 |

INFORMATION TECHNOLOGY TOTAL: 2,634,991

PERSONNEL / HUMAN RESOURCES (FY-2013 Budget)

Acct-Unit 101-212: Personnel

| | |
|---|------------------|
| Employee Benefits | 399,840 |
| Salaries | 853,707 |
| Services | 93,900 |
| Supplies | 2,000 |
| Acct-Unit 101-212 (Personnel) TOTAL: | 1,349,447 |

PERSONNEL / HUMAN RESOURCES TOTAL: 1,349,447

PUBLIC SAFETY (FY-2013 Budget)

Acct-Unit 101-301: Commissioner of Public Safety

| | |
|---|------------------|
| Employee Benefits | 269,097 |
| Salaries | 604,171 |
| Services | 598,475 |
| Supplies | 2,400 |
| Acct-Unit 101-301 (Commissioner of Public Safety) TOTAL: | 1,474,143 |

Acct-Unit 101-302: PolicePage 5

| | |
|-------------------|------------|
| Employee Benefits | 24,824,234 |
| Salaries | 33,546,740 |
| Services | 696,400 |
| Supplies | 1,252,008 |

Acct-Unit 101-302 (Police) TOTAL: 60,319,382**Acct-Unit 101-303: Fire**

| | |
|-------------------|------------|
| Employee Benefits | 25,187,843 |
| Salaries | 36,904,650 |
| Services | 517,720 |
| Supplies | 833,700 |

Acct-Unit 101-303 (Fire) TOTAL: 63,443,913**Acct-Unit 101-304: Communications**

| | |
|-------------------|-----------|
| Employee Benefits | 2,294,223 |
| Salaries | 4,107,459 |
| Services | 1,380,640 |
| Supplies | 316,617 |

Acct-Unit 101-304 (Communications) TOTAL: 8,098,939**Acct-Unit 101-907: Emergency Mgmt / Homeland Sec.**

| | |
|-------------------|---------|
| Employee Benefits | 92,263 |
| Salaries | 299,931 |
| Services | 90,200 |
| Supplies | 14,000 |

Acct-Unit 101-907 (Emergency Mgmt / Homeland Sec.) TOTAL: 496,394**PUBLIC SAFETY TOTAL: 133,832,771**

PLANNING & URBAN DEVELOPMENT (FY-2013 Budget)

Acct-Unit 101-908: Planning & Urban Development

| | |
|-------------------|-----------|
| Employee Benefits | 1,411,548 |
| Salaries | 2,545,514 |
| Services | 923,108 |
| Supplies | 15,000 |

Acct-Unit 101-908 (Planning & Urban Development) TOTAL: 4,895,170**PLANNING & URBAN DEVELOPMENT TOTAL: 4,895,170**

DEPARTMENT OF PUBLIC WORKS (FY-2013 Budget)

Acct-Unit 101-305: Traffic Engineering

| | |
|-------------------|---------|
| Employee Benefits | 240,605 |
| Salaries | 417,629 |
| Services | 488,600 |
| Supplies | 51,360 |

Acct-Unit 101-305 (Traffic Engineering) TOTAL: 1,198,194

Acct-Unit 101-501: Public Works Administration

| | |
|---|----------------|
| Employee Benefits | 220,742 |
| Salaries | 422,402 |
| Services | 25,000 |
| Supplies | 4,000 |
| Acct-Unit 101-501 (Public Works Administration) TOTAL: | 672,144 |

Acct-Unit 101-502: Engineering & Sanitation

| | |
|--|----------------|
| Employee Benefits | 214,361 |
| Salaries | 464,915 |
| Services | 162,000 |
| Supplies | 1,000 |
| Acct-Unit 101-502 (Engineering & Sanitation) TOTAL: | 842,276 |

Acct-Unit 101-506: Environmental Control

| | |
|---|------------------|
| Employee Benefits | 247,797 |
| Salaries | 373,404 |
| Services | 8,235,000 |
| Supplies | 12,500 |
| Acct-Unit 101-506 (Environmental Control) TOTAL: | 8,868,701 |

Acct-Unit 101-508: Highway

| | |
|---|------------------|
| Capital | 350,000 |
| Employee Benefits | 1,361,977 |
| Salaries | 2,123,091 |
| Services | 5,000 |
| Supplies | 137,800 |
| Acct-Unit 101-508 (Highway) TOTAL: | 3,977,868 |

Acct-Unit 101-510: Snow Removal

| | |
|--|------------------|
| Employee Benefits | 45,900 |
| Salaries | 600,000 |
| Services | 575,000 |
| Supplies | 645,000 |
| Acct-Unit 101-510 (Snow Removal) TOTAL: | 1,865,900 |

Acct-Unit 101-511: Sewer Construction

| | |
|--|----------------|
| Employee Benefits | 242,331 |
| Salaries | 373,160 |
| Services | 1,500 |
| Supplies | 52,000 |
| Acct-Unit 101-511 (Sewer Construction) TOTAL: | 668,991 |

Acct-Unit 101-515: Garage R&M Equipment

| | |
|--|----------------|
| Employee Benefits | 238,186 |
| Salaries | 386,444 |
| Services | 171,000 |
| Supplies | 57,000 |
| Acct-Unit 101-515 (Garage R&M Equipment) TOTAL: | 852,630 |

Acct-Unit 101-516: Parking Administration

| | |
|--|----------------|
| Employee Benefits | 80,409 |
| Salaries | 172,874 |
| Services | 106,400 |
| Acct-Unit 101-516 (Parking Administration) TOTAL: | 359,683 |

| | |
|--|-------------------|
| DEPARTMENT OF PUBLIC WORKS TOTAL: | 19,306,386 |
|--|-------------------|

PARKS & RECREATION (FY-2013 Budget)

Acct-Unit 101-602: Recreation Seasonal

| | |
|-------------------|---------|
| Employee Benefits | 45,900 |
| Salaries | 600,000 |
| Services | 30,903 |

Acct-Unit 101-602 (Recreation Seasonal) TOTAL: 676,803
Acct-Unit 101-702: Neighborhood Park Services

| | |
|-------------------|-----------|
| Employee Benefits | 1,514,825 |
| Salaries | 2,846,477 |
| Services | 346,150 |
| Supplies | 207,100 |

Acct-Unit 101-702 (Neighborhood Park Services) TOTAL: 4,914,552
Acct-Unit 101-703: Forestry Services

| | |
|-------------------|---------|
| Employee Benefits | 350,416 |
| Salaries | 685,248 |
| Services | 50,850 |
| Supplies | 6,500 |

Acct-Unit 101-703 (Forestry Services) TOTAL: 1,093,014
Acct-Unit 101-706: Zoological Services

| | |
|-------------------|-----------|
| Employee Benefits | 765,339 |
| Salaries | 1,402,136 |
| Services | 471,114 |

Acct-Unit 101-706 (Zoological Services) TOTAL: 2,638,589
Acct-Unit 101-707: Greenhouse

| | |
|-------------------|---------|
| Employee Benefits | 206,775 |
| Salaries | 296,896 |
| Services | 0 |
| Supplies | 0 |

Acct-Unit 101-707 (Greenhouse) TOTAL: 503,671
Acct-Unit 101-708: Roger Williams Park Services

| | |
|-------------------|-----------|
| Employee Benefits | 605,453 |
| Salaries | 1,311,161 |
| Services | 24,250 |
| Supplies | 0 |

Acct-Unit 101-708 (Roger Williams Park Services) TOTAL: 1,940,864
Acct-Unit 101-709: Superintendent of Parks

| | |
|-------------------|---------|
| Employee Benefits | 315,730 |
| Salaries | 659,690 |
| Services | 68,560 |
| Supplies | 23,550 |

Acct-Unit 101-709 (Superintendent of Parks) TOTAL: 1,067,530
Acct-Unit 101-710: North Burial Ground

| | |
|-------------------|---------|
| Employee Benefits | 253,854 |
| Salaries | 409,328 |
| Services | 0 |
| Supplies | 0 |

Acct-Unit 101-710 (North Burial Ground) TOTAL: 663,182

PARKS & RECREATION TOTAL: 13,498,205

DEPARTMENT OF INSPECTIONS & STANDARDS (FY-2013 Budget)

Acct-Unit 101-401: Building Administration

| | |
|-------------------|---------|
| Employee Benefits | 406,810 |
| Salaries | 592,598 |
| Services | 420,974 |
| Supplies | 1,000 |

Acct-Unit 101-401 (Building Administration) TOTAL: 1,421,382

Acct-Unit 101-402: Structures & Zoning

| | |
|-------------------|---------|
| Employee Benefits | 353,085 |
| Salaries | 638,501 |
| Services | 400 |

Acct-Unit 101-402 (Structures & Zoning) TOTAL: 991,986

Acct-Unit 101-403: Plumbing Drainage & Gas Piping

| | |
|-------------------|---------|
| Employee Benefits | 97,979 |
| Salaries | 166,153 |

Acct-Unit 101-403 (Plumbing Drainage & Gas Piping) TOTAL: 264,132

Acct-Unit 101-404: Electrical Installation

| | |
|-------------------|---------|
| Employee Benefits | 71,156 |
| Salaries | 162,001 |
| Services | 100 |

Acct-Unit 101-404 (Electrical Installation) TOTAL: 233,257

Acct-Unit 101-405: Mechanical Equip & Installation

| | |
|-------------------|---------|
| Employee Benefits | 83,142 |
| Salaries | 153,516 |

Acct-Unit 101-405 (Mechanical Equip & Installation) TOTAL: 236,658

Acct-Unit 101-406: Zoning Board of Review

| | |
|-------------------|--------|
| Employee Benefits | 1,186 |
| Salaries | 15,500 |
| Services | 0 |

Acct-Unit 101-406 (Zoning Board of Review) TOTAL: 16,686

Acct-Unit 101-407: Building Board

| | |
|-------------------|--------|
| Employee Benefits | 994 |
| Salaries | 13,000 |
| Services | 0 |

Acct-Unit 101-407 (Building Board) TOTAL: 13,994

Acct-Unit 101-410: Bldg Inspect Code Enforcement

| | |
|-------------------|---------|
| Employee Benefits | 191,422 |
| Salaries | 254,075 |

Acct-Unit 101-410 (Bldg Inspect Code Enforcement) TOTAL: 445,497

Acct-Unit 101-411: Bldg Inspection ProsecutionPage 9

| | |
|---|----------------|
| Employee Benefits | 68,247 |
| Salaries | 99,599 |
| Acct-Unit 101-411 (Bldg Inspection Prosecution) TOTAL: | 167,846 |

DEPARTMENT OF INSPECTIONS & STANDARDS TOTAL: **3,791,437**

PUBLIC PROPERTY & PURCHASING (FY-2013 Budget)

Acct-Unit 101-1801: Public Property

| | |
|--|------------------|
| Capital | 0 |
| Employee Benefits | 888,160 |
| Salaries | 1,445,264 |
| Services | 1,617,550 |
| Supplies | 2,088,300 |
| Acct-Unit 101-1801 (Public Property) TOTAL: | 6,039,274 |

PUBLIC PROPERTY & PURCHASING TOTAL: **6,039,274**

CITY COURTS (FY-2013 Budget)

Acct-Unit 101-106: Municipal Court

| | |
|---|------------------|
| Employee Benefits | 300,863 |
| Salaries | 529,812 |
| Services | 1,502,876 |
| Supplies | 1,115 |
| Acct-Unit 101-106 (Municipal Court) TOTAL: | 2,334,666 |

Acct-Unit 101-107: Probate Court

| | |
|---|----------------|
| Employee Benefits | 110,160 |
| Salaries | 250,784 |
| Services | 29,707 |
| Supplies | 1,000 |
| Acct-Unit 101-107 (Probate Court) TOTAL: | 391,651 |

Acct-Unit 101-110: Housing Court

| | |
|---|----------------|
| Employee Benefits | 115,146 |
| Salaries | 264,266 |
| Services | 2,000 |
| Supplies | 350 |
| Acct-Unit 101-110 (Housing Court) TOTAL: | 381,762 |

CITY COURTS TOTAL: **3,108,079**

HUMAN SERVICES (FY-2013 Budget)

Acct-Unit 101-1309: Housing Authority

| | |
|--|---------------|
| Employee Benefits | 0 |
| Salaries | 0 |
| Services | 45,000 |
| Acct-Unit 101-1309 (Housing Authority) TOTAL: | 45,000 |

Acct-Unit 101-1311: PERA

| | |
|-------------------|--------|
| Employee Benefits | 15,256 |
| Salaries | 40,795 |
| Services | 19,004 |
| Supplies | 4,500 |

| | |
|---|---------------|
| Acct-Unit 101-1311 (PERA) TOTAL: | 79,555 |
|---|---------------|

Acct-Unit 101-1319: League of Cities & Towns

| | |
|----------|--------|
| Services | 12,000 |
|----------|--------|

| | |
|---|---------------|
| Acct-Unit 101-1319 (League of Cities & Towns) TOTAL: | 12,000 |
|---|---------------|

Acct-Unit 101-906: Human Relations

| | |
|-------------------|--------|
| Employee Benefits | 16,629 |
| Salaries | 38,588 |
| Services | 10,743 |
| Supplies | 3,050 |

| | |
|---|---------------|
| Acct-Unit 101-906 (Human Relations) TOTAL: | 69,010 |
|---|---------------|

Acct-Unit 101-916: Arts, Culture, Film, & Tourism

| | |
|-------------------|---------|
| Employee Benefits | 102,163 |
| Salaries | 264,049 |
| Services | 217,360 |
| Supplies | 1,100 |

| | |
|--|----------------|
| Acct-Unit 101-916 (Arts, Culture, Film, & Tourism) TOTAL: | 584,672 |
|--|----------------|

Acct-Unit 101-917: Human Services

| | |
|-------------------|---------|
| Employee Benefits | 102,392 |
| Salaries | 353,649 |
| Services | 9,500 |
| Supplies | 1,700 |

| | |
|--|----------------|
| Acct-Unit 101-917 (Human Services) TOTAL: | 467,241 |
|--|----------------|

| | |
|------------------------------|------------------|
| HUMAN SERVICES TOTAL: | 1,257,478 |
|------------------------------|------------------|

MISCELLANEOUS DEPARTMENTS (FY-2013 Budget)

Acct-Unit 101-903: Vital Statistics

| | |
|-------------------|---------|
| Employee Benefits | 115,765 |
| Salaries | 167,757 |
| Services | 6,750 |
| Supplies | 750 |

| | |
|--|----------------|
| Acct-Unit 101-903 (Vital Statistics) TOTAL: | 291,022 |
|--|----------------|

Acct-Unit 101-904: Board of Canvassers

| | |
|-------------------|---------|
| Employee Benefits | 144,310 |
| Salaries | 602,928 |
| Services | 171,300 |
| Supplies | 4,500 |

| | |
|---|----------------|
| Acct-Unit 101-904 (Board of Canvassers) TOTAL: | 923,038 |
|---|----------------|

Acct-Unit 101-905: Bureau of Licenses

| | |
|-------------------|---------|
| Employee Benefits | 181,352 |
| Salaries | 393,987 |
| Services | 85,986 |
| Supplies | 2,000 |

Acct-Unit 101-905 (Bureau of Licenses) TOTAL: 663,325

MISCELLANEOUS DEPARTMENTS TOTAL: 1,877,385

CITY COUNCIL (FY-2013 Budget)

Acct-Unit 101-102: City Council Members

| | |
|-------------------|---------|
| Employee Benefits | 237,582 |
| Salaries | 287,730 |
| Services | 571,482 |
| Supplies | 20,000 |

Acct-Unit 101-102 (City Council Members) TOTAL: 1,116,794

Acct-Unit 101-103: City Clerk

| | |
|-------------------|---------|
| Employee Benefits | 258,762 |
| Salaries | 484,492 |
| Services | 17,800 |
| Supplies | 400 |

Acct-Unit 101-103 (City Clerk) TOTAL: 761,454

Acct-Unit 101-209: Treasury

| | |
|-------------------|---------|
| Employee Benefits | 134,084 |
| Salaries | 267,335 |
| Services | 62,200 |
| Supplies | 2,200 |

Acct-Unit 101-209 (Treasury) TOTAL: 465,819

Acct-Unit 101-910: City Council Administration

| | |
|-------------------|---------|
| Employee Benefits | 251,891 |
| Salaries | 520,292 |
| Services | 18,083 |
| Supplies | 20,250 |

Acct-Unit 101-910 (City Council Administration) TOTAL: 810,516

Acct-Unit 101-911: Office of the Internal Auditor

| | |
|-------------------|---------|
| Employee Benefits | 65,243 |
| Salaries | 183,608 |
| Services | 67,500 |
| Supplies | 1,250 |

Acct-Unit 101-911 (Office of the Internal Auditor) TOTAL: 317,601

Acct-Unit 101-913: Archives

| | |
|-------------------|---------|
| Employee Benefits | 68,116 |
| Salaries | 141,077 |
| Services | 22,027 |
| Supplies | 11,469 |

Acct-Unit 101-913 (Archives) TOTAL: 242,689

CITY COUNCIL TOTAL:

3,714,874

Page 12

GENERAL (NON-DEPARTMENTAL) (FY-2013 Budget)**Acct-Unit 101-000: Non Departmental-General Fund**

Employee Benefits 331,443,643

Salaries 0

Services 600,000

Acct-Unit 101-000 (Non Departmental-General Fund) TOTAL: 332,043,643**Acct-Unit 101-01803: Heat Power & Light**

Services 6,000,000

Acct-Unit 101-01803 (Heat Power & Light) TOTAL: 6,000,000**Acct-Unit 101-1400: Grants Commissions & Misc.**

Services 4,353,561

Acct-Unit 101-1400 (Grants Commissions & Misc.) TOTAL: 4,353,561**Acct-Unit 101-1500: Ceremonies**

Services 9,030

Acct-Unit 101-1500 (Ceremonies) TOTAL: 9,030**Acct-Unit 101-223: Debt Service**

Services 67,019,272

Acct-Unit 101-223 (Debt Service) TOTAL: 67,019,272**Acct-Unit 101-227: Workers Compensation**

Employee Benefits 1,392,000

Salaries 0

Services 400,000

Acct-Unit 101-227 (Workers Compensation) TOTAL: 1,792,000**Acct-Unit 101-800: Benefits**

Employee Benefits 23,041,507

Acct-Unit 101-800 (Benefits) TOTAL: 23,041,507**GENERAL (NON-DEPARTMENTAL) TOTAL:**

434,259,013

FISCAL YEAR 2013 BUDGET TOTAL:


642,010,189

IN CITY COUNCIL

JUN 07 2012

FIRST READING



READ AND PASSED

 CLERKIN CITY
COUNCIL

JUN 11 2012

FINAL READING

READ AND PASSED

 PRESIDENT
 CLERK

I HEREBY APPROVE.

 Mayor

Date: 6/12/12