


# PROVIDENCE POLICE DEPARTMENT

HEADQUARTERS  
COLONEL HUGH T. CLEMENTS, JR.  
CHIEF OF POLICE



<b>TYPE OF ORDER</b>	<b>NUMBER/SERIES</b>	<b>ISSUE DATE</b>	<b>EFFECTIVE DATE</b>
General Order	310.06	1/21/2015	1/21/2015
<b>SUBJECT TITLE</b>		<b>PREVIOUSLY ISSUED DATES</b>	
Police Batons		11/15/2013	
<b>REFERENCE</b>		<b>RE-EVALUATION DATE</b>	
CALEA 1.3.4, 1.3.5, 1.3.9a, 1.3.10, 1.3.11		1/21/2016	
<b>SUBJECT AREA</b>		<b>DISTRIBUTION</b>	
Law Enforcement Operations		All Sworn Personnel	

## **PURPOSE**

The purpose of this policy is to provide sworn officers with guidelines and procedures pertaining to the use of police batons.

## **POLICY**

The Providence Police Department trains and certifies all sworn officers in the use of police batons as a less-lethal force option.

These less-lethal weapons shall only be utilized in order to assist officers in bringing certain situations under control while protecting the safety of the officers and others, and only when deemed reasonable according to Department policy and training.

Under no circumstances shall this weapon, or any use of force option, be used as a means of interrogation, coercion, or punishment.

## **DISCUSSION**

Batons are placed on the Providence Police Department Use of Force Continuum after hands-on techniques/control holds, and are considered to be a force option equivalent with the use of Oleoresin Capsicum Aerosol Spray (OC).

For the purpose of this General Order, the following definitions shall apply:

Baton: Any of various Department-authorized impact weapons, including but not limited to the CAS Expandable Baton, Monadnock Expandable Control Device Baton (PR24), and the wooden riot baton.

Baton Techniques: Department-authorized applications of a baton that are imparted to sworn officers via training; including using the baton for striking, blocking, and restraining/controlling.

Monadnock Baton Chart: A color-coded diagram that displays the potential level of risk of physical trauma to a human body that is subjected to the application of baton techniques, depending upon the area of the body to which the technique is applied (See page 6 of this General Order).

Green Target Areas: Areas of the body that are considered primary target areas when a baton technique is chosen.

Yellow Target Areas: Areas of the body that are considered optional target areas when force applied to a Green Target Area fails to overcome resistance or does not correspond with the threat level. Yellow Target Areas are areas of the body where a baton technique is directed at either a joint or an area in close proximity to a prominent Red Target Area, and therefore the risk of injury increases.

Red Target Areas: Red Target Areas may be targeted during confrontations where the subject is attempting to cause serious bodily injury or is applying deadly force to an officer or another; or in situations where force to lower level target areas are ineffective based upon an escalation of resistance presented by the subject during an attempt to end the confrontation. Baton techniques directed at Red Target Areas pose a substantially greater risk of injury to the subject and with few exceptions constitute lethal force due to the probability of causing death.

This directive is an adjunct to General Order 300.01, "Use of Force". As such, this policy shall be considered within the context of the other.

## **PROCEDURE**

### **I. TRAINING**

- A. Certified baton instructors within the Department shall provide initial training to newly sworn officers prior to those officers being authorized to deploy or use Department-authorized batons.
- B. In-service training covering baton usage/proficiency, and a thorough review of the Department's Use of Force and baton policies, shall be conducted by certified baton instructors within the Department and successfully completed biennially in order for an officer to maintain Department-authorized status.
  1. Training records shall be well documented, providing the date of attendance, persons in attendance, identity of instructor(s),

pass/fail scores of all attendees, and a copy of the lesson plan.

2. Officers who fail to meet the training requirements will be prohibited from carrying/using batons unless and until a remedial training course is successfully completed and documented.
3. Training records shall be maintained by the Weapons Bureau, and shall be made available to the Chief of Police, his designee(s), and the Accreditation Unit.

C. Training will include, but is not limited to, the following:

1. Baton techniques.
2. The primary target areas for the delivery of baton strikes.
3. The avoidance of applying baton techniques to certain body areas unless the use of lethal force is justified.
4. Using batons as restraint and control devices vs. striking devices
5. The avoidance of using batons in a manner that would impede the flow of blood or oxygen to the brain, unless the use of lethal force is justified.
6. Using batons during vehicle extractions.
7. Using batons for riot control purposes.

D. The Weapons Bureau Commanding Officer (WBCO) is responsible for ensuring that all officers meet all stipulated requirements in order to carry, deploy, and/or use batons.

## **II. BATON EQUIPMENT**

A. Officers may deploy/use only batons that have been authorized by the Department Weapons Bureau Commanding Officer (WBCO) and the Chief of Police.

1. Expandable metal batons/PR24's, between 16" and 26" long, are acceptable. No other batons shall be deployed/used.
  - a. PR24's and similar batons require special training and authorization prior to deployment/use; said training and authorization shall be provided at the discretion of the WBCO.
2. Wooden riot batons for use in the field shall be Department-issued only.

### **III. BATON USAGE PARAMETERS**

- A. Batons may be used in situations such as, but not limited to, the following:
  - 1. When an officer determines that a subject either will not comply with verbal commands to submit to arrest or indicates aggressive intent by other means.
  - 2. When the officer could reasonably use a baton as a restraint/control device, per Department training.
  - 3. When a baton may be used to effect the removal of a person or persons who voluntarily lock themselves in a vehicle and refuse to exit when lawfully commanded to do so by an officer.
  - 4. When using a baton would be an effective, safe, and quick form to de-escalate resistance.
  - 5. When using a baton would terminate violent behavior, or the threat of violent behavior, that could result in injury to the officer, others, or the suspect.
  - 6. When engaging in riot/crowd control.
    - a. The wooden riot baton is to be primarily used as a defensive weapon in dealing with crowd control.

### **IV. DELIVERY OF BATON STRIKES/RESTRAINT TECHNIQUES**

- A. Personnel shall re- evaluate the encounter after each baton strike and subsequently maintain, escalate or de-escalate the use of force as dictated by the situation at hand.
  - 1. Officers are not obligated to strike “green areas” prior to striking either “yellow areas” or “red areas”. Depending upon factors such as, but not limited to, the level of resistance encountered, the size and/or skills of the suspect, and the overall circumstances, officers may strike yellow or red areas as a first strike or subsequent strike with a baton.
    - a. However, officers should always strive to use the minimum force necessary and inflict as little injury as possible upon a suspect when effecting an arrest or defending themselves or others.
- B. Officers must realize that blows to the head with the baton could prove fatal. Therefore, delivery of blows to the head of a suspect with a baton or


any blunt force instrument is prohibited unless the use of lethal force is justified.

- C. Whenever baton restraint/control techniques are applied to a suspect, an officer should avoid any technique that could result in impeding the flow of blood or oxygen to the brain of the subject, unless the use of lethal force is justified.
- D. The police baton will not be used to strike a handcuffed suspect unless there is a specific articulable threat posed by the individual.

**V. POST-INCIDENT REQUIREMENTS**


- A. Documentation and further investigative actions shall be completed in accordance with the following written directives:
  - 1. General Order 300.01, entitled "Use of Force".
  - 2. General Order 310.02, entitled "*Investigations of Serious Use of Force Incidents*".

**APPROVED:**



STEVEN M. PARÉ  
COMMISSIONER  
DEPARTMENT OF PUBLIC SAFETY

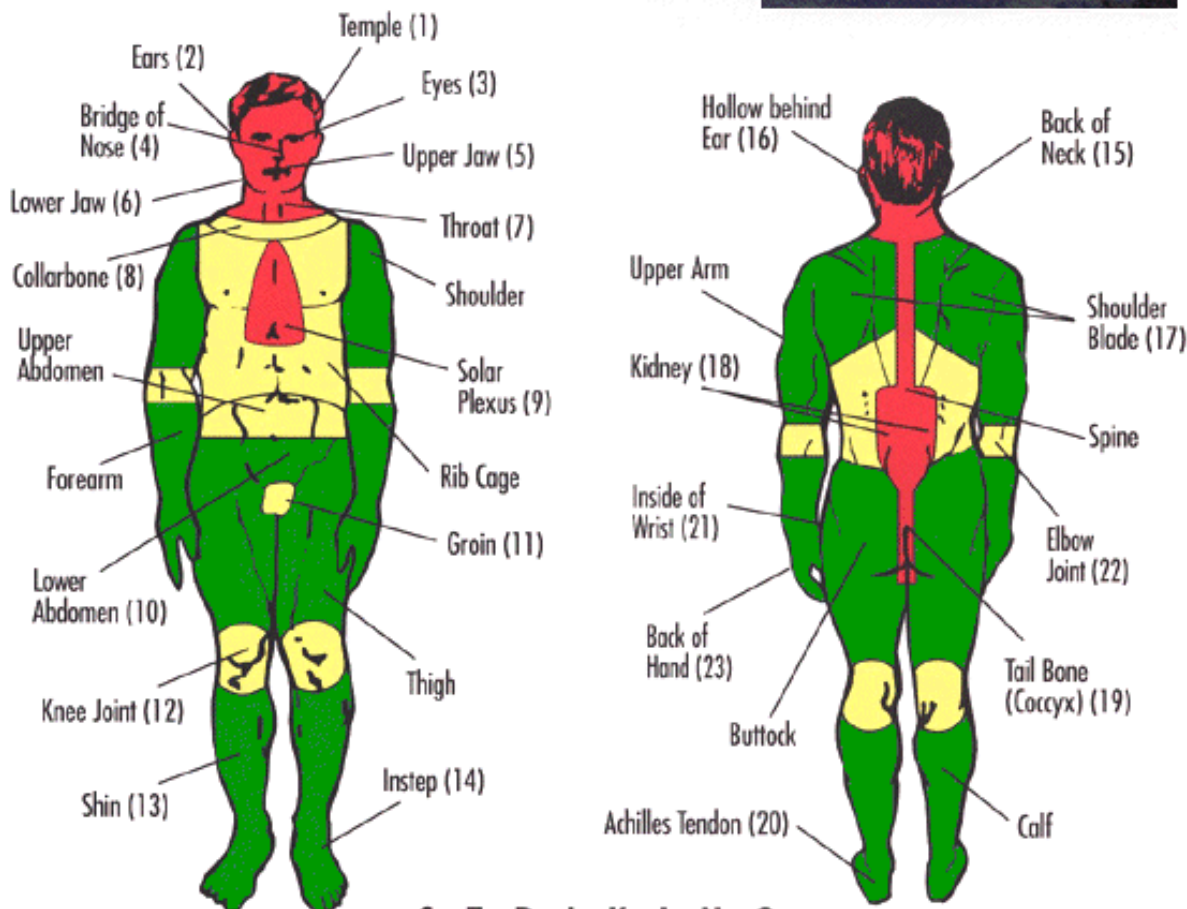
**APPROVED:**



HUGH T. CLEMENTS, JR.  
COLONEL  
CHIEF OF POLICE

# MONADNOCK BATON CHART

Escalation Of Trauma By Vital And Vulnerable Striking Areas



## S T R I K I N G

GREEN TARGET AREAS	YELLOW TARGET AREAS	RED TARGET AREAS
<p><b>REASONING:</b> Minimal level of resultant trauma. Injury tends to be temporary rather than long-lasting, however exceptions can occur.</p> <p>Except for the HEAD, NECK, and SPINE, the whole body is a Green Target Area for the application of baton blocking and restraint skills.</p>	<p><b>REASONING:</b> Moderate to serious level of resultant trauma. Injury tends to be more long-lasting, but may also be temporary.</p>	<p><b>REASONING:</b> Highest level of resultant trauma. Injury tends to range from serious to long-lasting rather than temporary and may include unconsciousness, serious bodily injury, shock or death.</p>

©1998 MONADNOCK POLICE TRAINING COUNCIL, INC. Fitzwilliam, New Hampshire USA